



**EUROPEAN UNION**

**COMMUNITY PLANT VARIETY OFFICE**

**PROTOCOL FOR DISTINCTNESS, UNIFORMITY AND STABILITY TESTS**

*Prunus L.*

**PRUNUS ROOTSTOCKS**

UPOV Code: PRUNU

**Adopted on 13/03/2008**

## **I**     **SUBJECT OF THE PROTOCOL**

The protocol describes the technical procedures to be followed in order to meet the Council Regulation 2100/94 on Community Plant Variety Rights. The technical procedures have been agreed by the Administrative Council and are based on general UPOV Document TG/1/3 and UPOV Guideline TG/187/1 dated 17/04/2002 for the conduct of tests for Distinctness, Uniformity and Stability. This protocol applies to all varieties used as rootstocks of all species of *Prunus* L. If characteristics of the flower, the fruit or the seed are necessary to examine the varieties, the CPVO protocols for Apricot TP-70/1, Sweet Cherry TP-35/2, Sour Cherry TP-230/1, European Plum TP-41/1, Japanese Plum TP-84/1, Peach/Nectarine TP-53/1, or the UPOV Test Guidelines for Almond TG/56/3 or Mume (Japanese Apricot) TG/160/1 should be used for those characteristics, as appropriate.

## **II**    **SUBMISSION OF SEED AND OTHER PLANT MATERIAL**

1.    The Community Plant Variety Office (CPVO) is responsible for informing the applicant of

- the closing date for the receipt of plant material;
- the minimum amount and quality of plant material required;
- the examination office to which material is to be sent.

A sub-sample of the material submitted for test will be held in the variety collection as the definitive sample of the candidate variety.

The applicant is responsible for ensuring compliance with any customs and plant health requirements.

2.    Final dates for receipt of documentation and material by the Examination Office

The final dates for receipt of requests, technical questionnaires and the final date or submission period for plant material will be decided by the CPVO and each Examination Office chosen.

The Examination Office is responsible for immediately acknowledging the receipt of requests for testing, and technical questionnaires. Immediately after the closing date for the receipt of plant material the Examination Office should inform the CPVO whether acceptable plant material has been received or not. However if unsatisfactory plant material is submitted the CPVO should be informed as soon as possible.

3. Plant material requirements

The final dates for request for technical examination and sending of Technical Questionnaire by the CPVO as well as submission date, quantity and quality of plant material by the applicant can be found in the S2 supplement of the CPVO Official Gazette and the CPVO website ([www.cpvo.europa.eu](http://www.cpvo.europa.eu)).

Quality of plants:

Should not be less than the standards laid down in Council Directive 2000/29/EC and its amendments concerning quarantine organisms, and Council Directive 92/34/EEC and Commission Directive 93/48/EEC and their amendments concerning organisms impairing quality, at the date of adoption of this protocol; please refer to “Eur-Lex” for the full text and in case of any subsequent amendments to the four aforesaid Directives.

**Healthy plant material of the candidate variety should be delivered to the test station in accordance with the requirements outlined in the instructions sent by the CPVO for the submission of plant material, and which can also be consulted in the relevant entries for *Prunus* rootstocks within the S2 Gazette and the CPVO website. In particular with respect to the phytosanitary requirements, the plant material must be accompanied by a valid certificate from a recognised authority attesting to the fact that the plant material sent for the DUS technical examination has shown negative laboratory test results for the list of pests and pathogens outlined in the pertinent entry of the examination office in the S2 Gazette/CPVO website, where the candidate *Prunus* rootstock variety is to undergo its DUS technical examination.**

Chemical treatment: The plant material must not have undergone any treatment unless the CPVO and the examination office allow or request such treatment. If it has been treated, full details of the treatment must be given.

Labelling of individual plants in sample:

- Species
- File number of the application allocated by the CPVO
- Breeder's reference
- Examination office's reference (if known)
- Name of applicant
- The phrase “On request of the CPVO”

### **III CONDUCT OF TESTS**

#### 1. Variety collection

A variety collection will be maintained for the purpose of establishing distinctness of the candidate varieties in test. A variety collection may contain both living material and descriptive information. A variety will be included in a variety collection only if plant material is available to make a technical examination.

Pursuant to Article 7 of Council Regulation No. 2100/94, the basis for a collection should be the following:

- varieties listed or protected at the EU level or at least in one of the EEA Member States;
- varieties protected in other UPOV Member States;
- any other variety in common knowledge.

The composition of the variety collection in each Examination Office depends on the environmental conditions in which the Examination Office is located.

Variety collections will be held under conditions which ensure the long term maintenance of each accession. It is the responsibility of Examination Offices to replace reference material which has deteriorated or become depleted. Replacement material can only be introduced if appropriate tests confirm conformity with the existing reference material. If any difficulties arise for the replacement of reference material, Examination Offices must inform the CPVO. If authentic plant material of a variety cannot be supplied to an Examination Office the variety will be removed from the variety collection.

#### 2. Material to be examined

Candidate varieties will be directly compared with other candidates for Community plant variety rights tested at the same Examination Office, and with appropriate varieties in the variety collection. When necessary an Examination Office may also include other candidates and varieties. Examination Offices should therefore make efforts to co-ordinate the work with other Offices involved in DUS testing of *Prunus* rootstocks. There should be at least an exchange of technical questionnaires for each candidate variety, and during the test period, Examination Offices should notify each other and the CPVO of candidate varieties which are likely to present problems in establishing distinctness. In order to solve particular problems Examination Offices may exchange plant material.

#### 3. Characteristics to be used

The characteristics to be used in DUS tests and preparation of descriptions shall be those referred to in the Annex 1. All the characteristics shall be used, providing that

observation of a characteristic is not rendered impossible by the expression of any other characteristic, or the expression of a characteristic is prevented by the environmental conditions under which the test is conducted. In the latter case, the CPVO should be informed. In addition the existence of some other regulation e.g. plant health, may make the observation of the characteristic impossible.

The Administrative Council empowers the President, in accordance with Article 23 of Commission Regulation N° 1239/95, to insert additional characteristics and their expression in respect of a variety.

#### 4. Grouping of varieties

The varieties and candidates to be compared will be divided into groups to facilitate the assessment of distinctness. Characteristics which are suitable for grouping purposes are those which are known from experience not to vary, or to vary only slightly, within a variety and which in their various states of expression are fairly evenly distributed throughout the collection. In the case of continuous grouping characteristics overlapping states of expression between adjacent groups is required to reduce the risks of incorrect allocation of candidates to groups. The characters used for grouping could be the following:

- a) Plant : vigour (characteristic 1)
- b) Leaf blade : length (characteristic 15)
- c) Leaf blade: shape (characteristic 18)
- d) Plant: flowers (characteristic 39)

#### 5. Trial designs and growing conditions

The minimum duration of tests (independent growing cycles) will normally include at least two satisfactory growth seasons. Tests will be carried out under conditions ensuring normal growth. The size of the plots will be such that plants or parts of plants may be removed for measuring and counting without prejudice to the observations which must be made up to the end of the growing period.

The test design is as follows

Each test should include 5 plants.

Unless otherwise indicated, all observations should be made on 5 plants or parts taken from each of 5 plants. In the case of parts of plants, the number to be taken from each of the plants should be 3. In particular, in the case of fruit and stone characteristics, observations should be made on 25 fruits, five taken from each of five trees.

6. Special tests

In accordance with Article 83(3) of Council Regulation No. 2100/94 an applicant may claim either in the Technical Questionnaire or during the test that a candidate has a characteristic which would be helpful in establishing distinctness. If such a claim is made and is supported by reliable technical data, a special test may be undertaken providing that a technically acceptable test procedure can be devised.

Special tests will be undertaken, with the agreement of the President of CPVO, where distinctness is unlikely to be shown using the characters listed in the protocol.

7. Standards for decisions

a) **Distinctness**

A candidate variety will be considered to be distinct if it meets the requirements of Article 7 of Council Regulation No. 2100/94.

b) **Uniformity**

A candidate will be considered to be sufficiently uniform if the number of off-types does not exceed the number of plants as indicated in the table below. A population standard of 1% and an acceptance probability of 95% should be applied.

Table of maximum numbers of off-types allowed for uniformity standards.

Number of plants	off-types allowed
$\leq 5$	0

c) **Stability**

A candidate will be considered to be sufficiently stable when there is no evidence to indicate that it lacks uniformity.

#### **IV REPORTING OF RESULTS**

After each recording season the results will be summarised and reported to the CPVO in the form of a UPOV model interim report in which any problems will be indicated under the headings distinctness, uniformity and stability. Candidates may meet the DUS standards after two growth seasons but in some cases three growth seasons may be required. When tests are completed the results will be sent by the Examination Office to the CPVO in the form of a UPOV model final report.

If it is considered that the candidate complies with the DUS standards, the final report will be accompanied by a variety description in the format recommended by UPOV. If not the reasons for failure and a summary of the test results will be included with the final report.

The CPVO must receive interim reports and final reports by the date agreed between the CPVO and the examination office.

Interim reports and final examination reports shall be signed by the responsible member of the staff of the Examination Office and shall expressly acknowledge the exclusive rights of disposal of CPVO.

#### **V LIAISON WITH THE APPLICANT**

If problems arise during the course of the test the CPVO should be informed immediately so that the information can be passed on to the applicant. Subject to prior agreement, the applicant may be directly informed at the same time as the CPVO particularly if a visit to the trial is advisable.

The interim report as well as the final report shall be sent by the Examination Office to the CPVO.

\*\*\*\*\*

## ANNEXES TO FOLLOW

<b>ANNEX I</b>	<u>PAGE</u>
Table of characteristics .....	10
Legend:	
(+) See explanations on the Table of characteristics	
(a)-(c) See Explanations on the Table of Characteristics	
<u>Types of expression of characteristics:</u>	
QL – Qualitative characteristic	
QN – Quantitative characteristic	
PQ – Pseudo-qualitative characteristic	
<u>Type of observation of characteristics:</u>	
MG – Single measurement of a group of plants or parts of plants	
MS – Measurement of a number of individual plants or parts of plants	
VG – Visual assessment by a single observation of a group of plants or parts of plants	
VS – Visual assessment by observation of individual plants or parts of plants	
When a method of observation is attributed to a certain characteristic, the first differentiation is made depending if the action taken is a <u>visual observation (V)</u> or a <u>measurement (M)</u> .	
The second differentiation deals with the number of observations the expert attributes to each variety, thus the attribution of either G or S.	
If a single observation of a group consisting of an undefined number of individual plants is appropriate to assess the expression of a variety, we talk about a visual observation or a measurement made on a group of plants, thus we attribute the letter G (either VG or MG). If the expert makes more than one observation on that group of plants, the decisive part is that we have at the end <u>only one data entry per variety</u> which means that we have to deal with G (e.g. measurement of plant length on a plot – MG, visual observation of green colour of leaves on a plot – VG).	
If it is necessary to observe a number of individual plants to assess the expression of a variety, we should attribute the letter S (thus either VS or MS). Single plant data entries are kept per variety for further calculations like the variety mean (e.g. measurement of length of ears – MS, visual observation of growth habit of single plants in grasses – VS). The number of individual plants to be observed in such cases is stated in section III.5.	
Explanations and methods .....	17
Literature .....	23



## **ANNEX II**

### Technical Questionnaire

## ANNEX I

### TABLE OF CHARACTERISTICS TO BE USED IN DUS-TEST AND PREPARATION OF DESCRIPTIONS

CPVO N°	UPOV N°	Stage	Characteristics	Examples	Note
<b>1.</b>	<b>1.</b>	<b>VG</b>	<b>Plant: vigour</b>		
<b>QN</b>	<b>(*)</b>	<b>(a)</b>	weak	Edabriz, Ferlenain	3
<b>(+)</b>	<b>(+)</b>		medium	Brokforest, GM 61/1	5
<b>G</b>			strong	Alkavo, F 12/1	7
<b>2.</b>	<b>2.</b>	<b>VG</b>	<b>Plant: habit</b>		
<b>QN</b>	<b>(*)</b>	<b>(a)</b>	upright	Colt	1
			spreading	Gisela 5	3
			drooping	<i>Prunus besseyi</i>	5
<b>3.</b>	<b>3.</b>	<b>VG</b>	<b>Plant: branching</b>		
<b>QN</b>		<b>(a)</b>	weak	F 12/1, Ferciana	3
			medium	Pixy	5
			strong	Gisela 5	7
<b>4.</b>	<b>4.</b>	<b>VG</b>	<b>One-year-old shoot: thickness</b>		
<b>QN</b>		<b>(a)</b>	thin	Edabriz, Gisela 5	3
			medium	Colt, Pixy	5
			thick	Brooks-60, F 12/1	7
<b>5.</b>	<b>5.</b>	<b>VG</b>	<b>One-year-old shoot: length of internode (middle third of shoot)</b>		
<b>QN</b>		<b>(a)</b>	short	SL 64	3
			medium	Colt	5
			long	F 12/1	7
<b>6.</b>	<b>6.</b>	<b>VG</b>	<b>One-year-old shoot: pubescence (upper third)</b>		
<b>QL</b>		<b>(a)</b>	absent	Pixy	1
			present	SL 64	9

CPVO N°	UPOV N°	Stage	Characteristics	Examples	Note			
7.	7.	VG	<b>One-year-old shoot: number of lenticels</b>					
			QN	(a)	few	Colt, Fereley	3	
					medium	Gisela 4, Pixy	5	
			many	SL 64	7			
8.	8.	VG	<b>One-year-old shoot: anthocyanin coloration of apex</b>					
			QN	(a)	absent or very weak	F 12/1	1	
					weak	Fereley	3	
					medium	Pixy	5	
					strong	Hamyra	7	
			very strong	Ferciana	9			
9.	9.	VG	<b>One-year-old shoot: position of vegetative bud in relation to shoot</b>					
			(+)	(+)	(a)	adpressed	Hamyra	1
			QN			slightly held out	Gisela 5	2
			markedly held out	F 12/1	3			
10.	10.	VG	<b>One-year-old shoot: size of vegetative bud</b>					
			QN	(a)	small	SL 64	3	
					medium	F 12/1	5	
			large	Piku 1	7			
11.	11.	VG	<b>One-year-old shoot: shape of apex of vegetative bud</b>					
			PQ	(*)	(a)	acute	Hamyra, Pixy	1
			(+)	(+)		obtuse	Gisela 5	2
			rounded	F 12/1	3			
12.	12.	VG	<b>One-year-old shoot: size of vegetative bud support</b>					
			(+)	(+)	(a)	small	Hamyra	3
			QN			medium	F 12/1	5
			strong		7			

CPVO N°	UPOV N°	Stage	Characteristics	Examples	Note
<b>13.</b>	<b>13.</b>	<b>VG</b>	<b>One-year-old shoot: branching (at the end of summer)</b>		
<b>QN</b>	<b>(*)</b>	<b>(a)</b>	weak	Felinem, Mayor	3
			medium	Adafuel	5
			strong	GF 677	7
<b>14.</b>	<b>14.</b>	<b>VG</b>	<b>Young shoot: intensity of anthocyanin coloration of young leaf (during rapid growth)</b>		
<b>QN</b>			weak	Edabriz, Fereley, Hamyra	3
			medium	F 12/1	5
			strong	Colt	7
<b>15.</b>	<b>15.</b>	<b>MS/VG</b>	<b>Leaf blade: length</b>		
<b>QN</b>	<b>(*)</b>		very short	Myrobalan B	1
			short	Edabriz, Weito T6	3
			medium	Piku 1	5
			long	F 12/1	7
<b>G</b>			very long	GF 677	9
<b>16.</b>	<b>16.</b>	<b>MS/VG</b>	<b>Leaf blade: width</b>		
<b>QN</b>			very narrow	GF 677	1
			narrow	Myrobalan B	3
			medium	Fereley	5
			broad	Brooks 60, F 12/1	7
			very broad	Colt	9
<b>17.</b>	<b>17.</b>	<b>MS/VG</b>	<b>Leaf blade: ratio length: width</b>		
<b>QN</b>			very small	GM 61/1	1
			small	Gisela 5	3
			medium	F 12/1, Pixy	5
			large	Piku 3	7
			very large	GF 677	9

CPVO N°	UPOV N°	Stage	Characteristics	Examples	Note
<b>18.</b>	<b>18.</b>	<b>VG</b>	<b>Leaf blade: shape</b>		
<b>PQ</b>	(*)		narrow elliptic	GF 677	1
(+)	(+)		elliptic	Colt, Fereley, Pixy	2
			circular	Adara, SL 64	3
			ovate	Edabriz, Gisela 5	4
<b>G</b>			obovate		5
<b>19.</b>	<b>19.</b>	<b>VG</b>	<b>Leaf blade: angle of apex (excluding tip)</b>		
(+)	(+)		acute	GF 677, Pixy	1
<b>PQ</b>			right-angled	Edabriz	2
			obtuse	Colt, Fereley	3
<b>20.</b>	<b>20.</b>	<b>MS/VG</b>	<b>Leaf blade: length of tip</b>		
<b>QN</b>	(*)		short	Fereley	3
(+)	(+)		medium	GM 61/1	5
			long	Colt, Ferlenain	7
<b>21.</b>	<b>21.</b>	<b>VG</b>	<b>Leaf blade: shape of base</b>		
<b>PQ</b>	(*)		acute	Colt	1
(+)	(+)		obtuse	F 12/1, Ferlenain	2
			truncate	SL 64	3
<b>22.</b>	<b>22.</b>	<b>VG</b>	<b>Leaf blade: colour of upper side</b>		
<b>PQ</b>			light green	Gisela 5, Pixy	1
			dark green	Colt	2
			red	Citation	3
			reddish brown	Rubira	4
<b>23.</b>	<b>23.</b>	<b>VG</b>	<b>Leaf blade: glossiness of upper side</b>		
<b>QN</b>			weak	Hamyra	3
			medium	Fereley, Gisela 5	5
			strong	Colt	7

CPVO N°	UPOV N°	Stage	Characteristics	Examples	Note
<b>24.</b>	<b>24.</b>	<b>VG</b>	<b>Leaf blade: pubescence of lower side at apex</b>		
<b>QN</b>			weak	Hamyra	3
			medium	Pixy	5
			strong	Weito T6	7
<b>25.</b>	<b>25.</b>	<b>VG</b>	<b>Leaf blade: incisions of margin</b>		
<b>QL</b>	<b>(*)</b>		only crenate	Pixy	1
<b>(+)</b>	<b>(+)</b>		both crenate and serrate	Adesoto, GF 1869	2
			only serrate	Gisela 5	3
<b>26.</b>	<b>26.</b>	<b>VG</b>	<b>Leaf blade: depth of incisions of margin</b>		
<b>QN</b>			shallow	Edabriz	3
			medium	Piku 3	5
			deep	Colt	7
<b>27.</b>	<b>27.</b>	<b>MS/VG</b>	<b>Petiole: length</b>		
<b>QN</b>	<b>(*)</b>		short	Piku 3	3
			medium	Pixy	5
			long	GF 677	7
<b>28.</b>	<b>28.</b>	<b>VG</b>	<b>Petiole: presence of pubescence of upper side</b>		
<b>QL</b>			absent	F 12/1	1
			present	Weito T6	9
<b>29.</b>	<b>29.</b>	<b>VG</b>	<b>Petiole: intensity of pubescence of upper side</b>		
<b>QN</b>			weak	Colt	3
			medium	Hamyra	5
			strong	Weito T6	7
<b>30.</b>	<b>30.</b>	<b>VG</b>	<b>Petiole: depth of groove</b>		
<b>(+)</b>	<b>(+)</b>		shallow	F 12/1	3
<b>QN</b>			medium	Gisela 5	5
			deep	Myrobalan B	7

CPVO N°	UPOV N°	Stage	Characteristics	Examples	Note
31.	31.	MS/VG	<b>Leaf: ratio length of leaf blade/length of petiole</b>		
QN			small	Piku 1	3
			medium	Colt	5
			large	Fereley, GF 677	7
32.	32.	VG	<b>Leaf: presence of stipules</b>		
QL			absent	Hamyra	1
			present	F 12/1, Weito T6	9
33.	33.	MS/VG	<b>Stipule: length</b>		
QN			short	Weito T6	3
			medium	Gisela 5, Pixy	5
			long	F 12/1	7
34.	34.	VG	<b>Leaf: presence of nectaries</b>		
QL		(b)	absent	Ferlenain, Hamyra	
			present	GF 677, Pixy, St. Julien A	
35.	35.	VG	<b><u>Varieties with nectaries only:</u> Leaf: predominant number of nectaries</b>		
QL	(*)	(b)	one	Weiroot 158	1
			two	Gisela 5, Pixy	2
			more than two	Weito T6	3
36.	36.	VG	<b>Leaf: position of nectaries</b>		
QL		(b)	predominantly on base of blade	Gisela 5	1
			equally distributed on base of blade and petiole	Colt	2
			predominantly on petiole	F 12/1	3

CPVO N°	UPOV N°	Stage	Characteristics	Examples	Note
<b>37.</b>	<b>37.</b>	<b>VG</b>	<b>Nectary: colour</b>		
<b>PQ</b>	<b>(*)</b>	<b>(c)</b>	green	Pixy	1
			yellow	Weito T6	2
			red	Weiroot 158	3
			violet	Colt	4
<b>38.</b>	<b>38.</b>	<b>VG</b>	<b>Nectary: shape</b>		
<b>QL</b>	<b>(*)</b>	<b>(c)</b>	round	Gisela 5	1
			reniform	Colt	2
<b>39.</b>	<b>39.</b>	<b>VG</b>	<b>Plant: flowers</b>		
<b>QL</b>	<b>(*)</b>		absent	Brokforest	1
<b>G</b>			present	Colt	9



## EXPLANATIONS AND METHODS

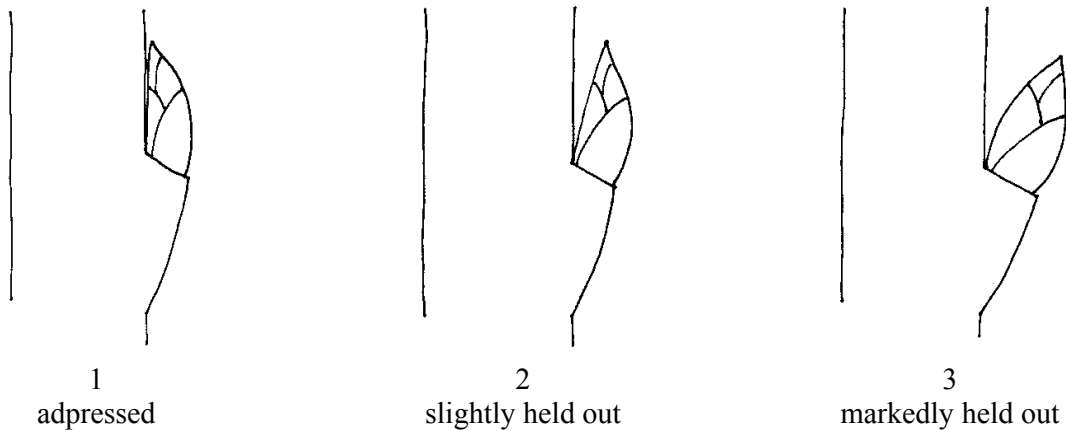
Characteristics containing the following key in the third column of the Table of Characteristics should be examined as indicated below:

- (a) Observations on the tree and on the one-year-old shoot should be made during winter, on trees that have fruited at least once.
- (b) Observations on the leaf should be made in summer on fully developed leaves from the middle third of a well developed current season's shoot.
- (c) Observations on the flower should be made on fully developed flowers at the beginning of anther dehiscence.

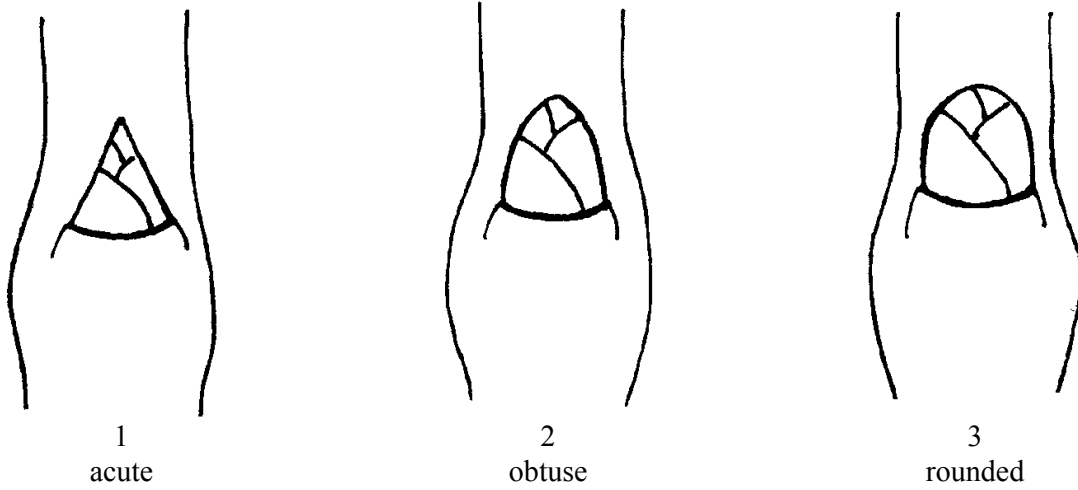
### Ad. 1: Plant: vigour

The vigour of the plant should be considered as the overall abundance of vegetative growth.

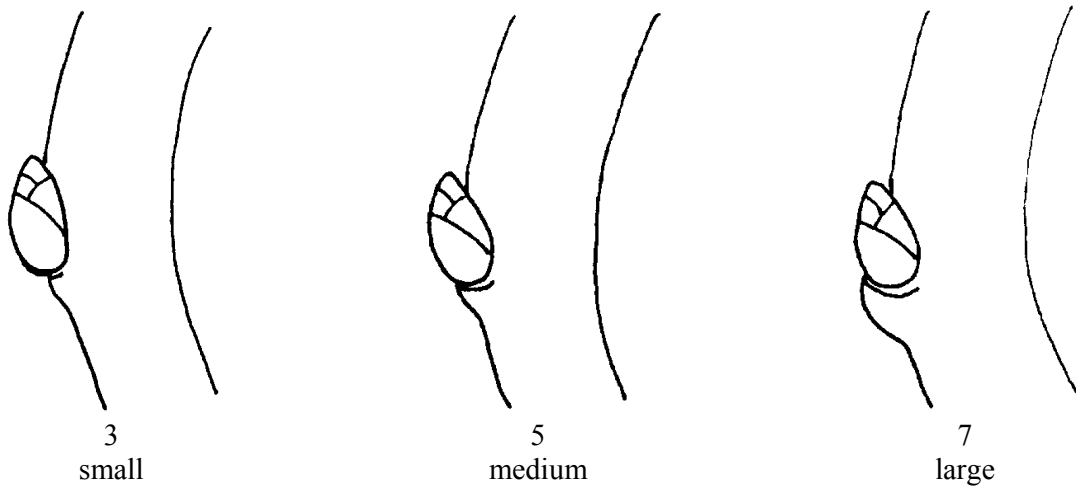
### Ad. 9: One-year-old shoot: position of vegetative bud in relation to shoot



Ad. 11: One-year-old shoot: shape of apex of vegetative bud



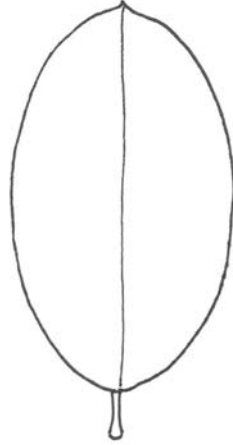
Ad. 12: One-year-old shoot: size of vegetative bud support



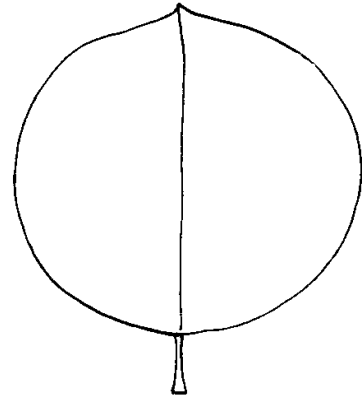
Ad. 18: Leaf blade: shape



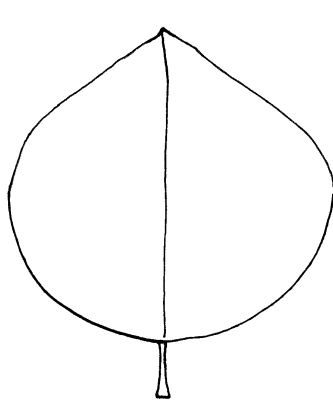
1  
narrow elliptic



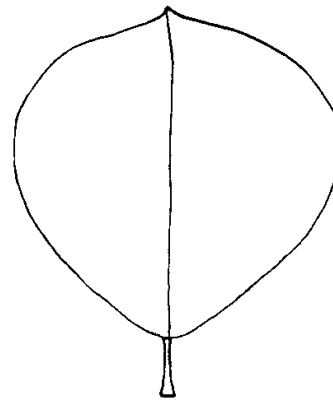
2  
elliptic



3  
circular

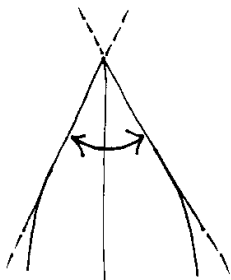


4  
ovate

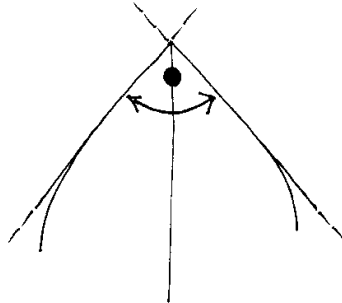


5  
obovate

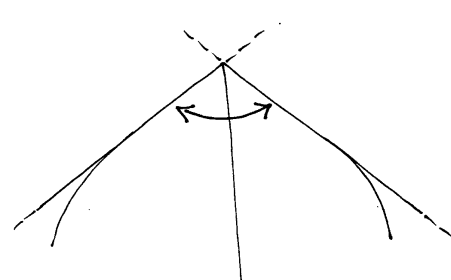
Ad. 19: Leaf blade: angle of apex (excluding tip)



1  
acute

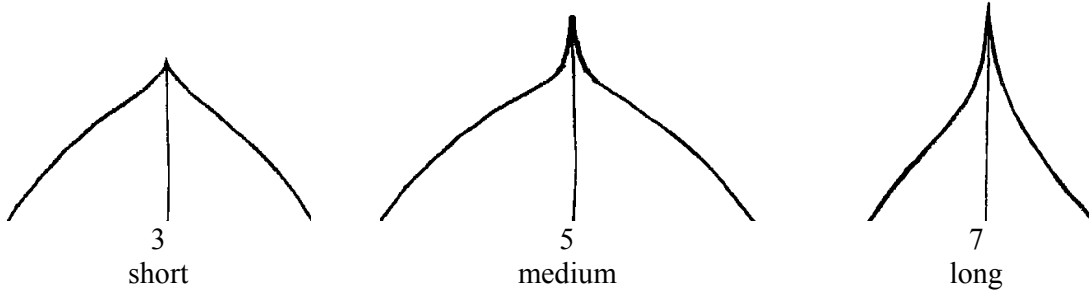


2  
right-angled

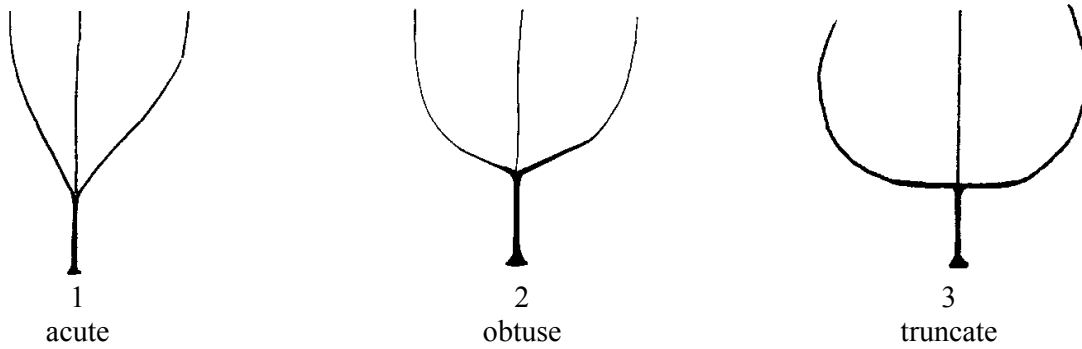


3  
obtuse

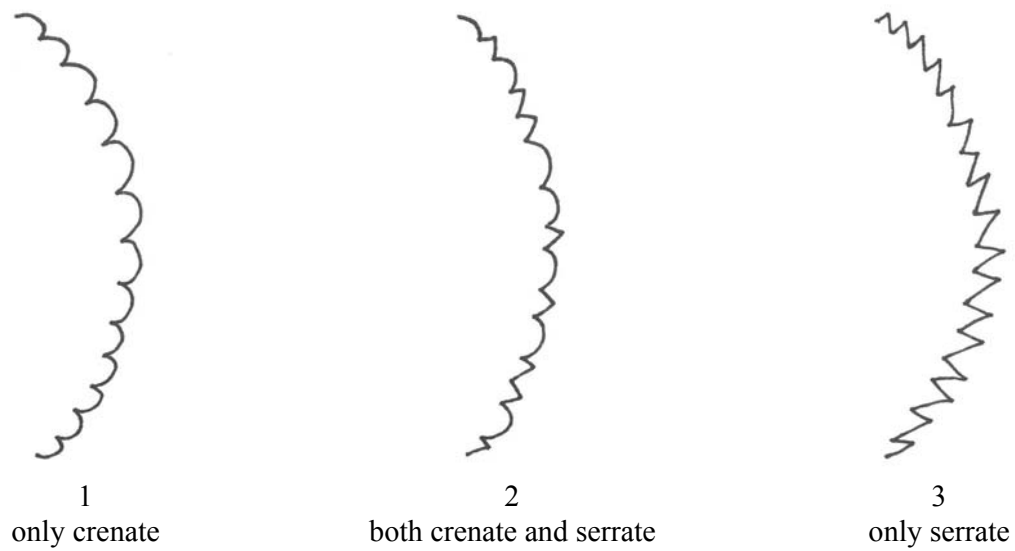
Ad. 20: Leaf blade: length of tip



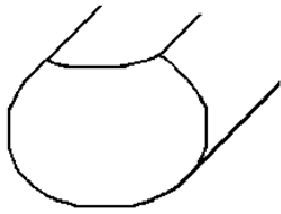
Ad. 21: Leaf blade: shape of base



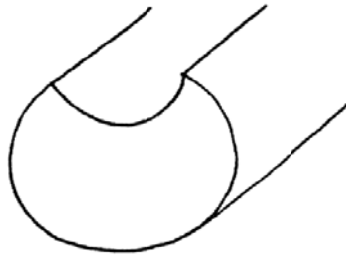
Ad. 25: Leaf blade: incisions of margin




Ad. 30: Petiole: depth of groove



3  
shallow



5  
medium



7  
deep

Explanations on the Reference Varieties

Variety denomination	Species
Adafuel	<i>Prunus dulcis</i> (Mill.) D.A. Webb x <i>P. persica</i> (L.) Batsch.
Adara	<i>Prunus cerasifera</i> Ehrh., open pollinated
Adesoto	<i>Prunus domestica</i> L. ssp. <i>insititia</i> (L.) Schneid
Alkavo	(syn. <b>Altenwedding</b> er <b>Kaukasische Vogelkirsche</b> ) <i>Prunus avium</i> (L.) L.
Brokforest	(syn. M x M14) <i>Prunus mahaleb</i> L. x <i>Prunus avium</i> (L.) L.
Brooks-60	(syn. Broksec, M x M60) <i>Prunus mahaleb</i> L. x <i>Prunus avium</i> (L.) L.
Citation	<i>Prunus domestica</i> L. x <i>P. persica</i> (L.) Batsch.
Colt	<i>Prunus avium</i> (L.) L. x <i>P. pseudocerasus</i> Lindl.
Edabriz	<i>Prunus cerasus</i> L.
F 12/1	<i>Prunus avium</i> (L.) L.
Felinem	<i>Prunus persica</i> (L.) Batsch. x <i>P. dulcis</i> (Mill.) D.A. Webb
Ferciana	( <i>Prunus cerasifera</i> Ehrh. x <i>P. salicina</i> Lindl.) x ( <i>P. domestica</i> L. x <i>P. persica</i> (L.) Batsch.)
Fereley	( <i>Prunus salicina</i> Lindl. x <i>P. cerasifera</i> Ehrh.) x <i>P. spinosa</i> L.
Ferlenain	<i>Prunus besseyi</i> L.H. Bailey x <i>P. cerasifera</i> Ehrh.
GF 677	<i>Prunus persica</i> (L.) Batsch. x <i>P. dulcis</i> (Mill.) D.A. Webb
GF 1869	<i>Prunus domestica</i> (L.) x <i>P. persica</i> (L.) Batsch.
Gisela 4	(syn. 473/10) <i>Prunus avium</i> (L.) L. x <i>P. fruticosa</i> Pall.
Gisela 5	(syn. 148/2) <i>Prunus cerasus</i> L. x <i>P. canescens</i> Bois
GM 61/1	<i>Prunus dawyckensis</i> Sealy
Hamyra	<i>Prunus cerasifera</i> Ehrh.
Mayor	<i>Prunus persica</i> (L.) Batsch. x <i>P. dulcis</i> (Mill.) D.A. Webb
Myrobalan B	<i>Prunus cerasifera</i> Ehrh.
Piku 1	(syn. Pi-Ku 4,20) <i>Prunus avium</i> (L.) L. x ( <i>P. canescens</i> Bois x <i>P. tomentosa</i> Thunb. ex Murr.)
Piku 3	(syn. Pi-Ku 4,83) <i>Prunus. pseudocerasus</i> Lindl. x ( <i>P. canescens</i> Bois x <i>P. incisa</i> Thunb. ex Murr.)
Pixy	<i>Prunus domestica</i> L. ssp. <i>insititia</i> (L.) Schneid.
Rubira	<i>Prunus persica</i> (L.) Batsch.
SL 64	(syn. 'Saint Lucie 64') <i>Prunus mahaleb</i> L.
St. Julien A	<i>Prunus domestica</i> L. ssp. <i>insititia</i> (L.) Schneid.
Weiroot 158	<i>Prunus cerasus</i> L.
Weito T6	<i>Prunus tomentosa</i> Thunb. ex Murr.

## LITERATURE

Anonymous: The Brooks and Olmo Register of Fruit & Nut Varieties. Alexandria VA, USA, ASHS Press, 3<sup>rd</sup> edition, 1997, 744 p.

De Haas, P.G.: Die Unterlagen- und Baumformen des Kern- und Steinobstes. Stuttgart: Ulmer Verlag, 1976.

Friedrich, G.: Handbuch des Obstbaus. Radebeul: Neumann Verlag, 1993.

Kester, D. E. and C. Grasselly: Almond rootstocks, pp. 265-293 in: Roy C. Rom and Robert F. Carlson: Rootstocks for Fruit Crops. J. Wiley and Sons, 1987.

Layne, R. E. C.: Peach rootstocks, pp. 185-216 in: Roy C. Rom and Robert F. Carlson: Rootstocks for Fruit Crops. J. Wiley and Sons, 1987.

Maurer, E.: Die Unterlagen der Obstgehölze. Berlin: Parey Verlag, 1939.

Okie, W. R.: Plum rootstocks, pp. 321-360 in: Roy C. Rom and Robert F. Carlson: Rootstocks for Fruit Crops. J. Wiley and Sons, 1987.

Perry, R. L.: Cherry rootstocks, pp. 217-264 in: Roy C. Rom and Robert F. Carlson: Rootstocks for Fruit Crops. J. Wiley and Sons, 1987.

Raynaud, P. C. and J.M. Audergon: Apricot rootstocks, pp. 295-320 in: Roy C. Rom and Robert F. Carlson: Rootstocks for Fruit Crops. J. Wiley and Sons, 1987.

Salesses, G., Grasselly, C., Renaud, R., Claverie, J.: Les porte greffe des espèces fruitières à noyau du genre *Prunus*. "Amélioration des espèces végétales cultivées. Objectifs et critères de sélection", pp. 768, A. Gallais, H. Bannerot I.N.R.A. Paris, France, 605-619, 1992.

Wertheim, S.J.: Rootstock Guide. Fruit Research Station Wilhelminadorp, Publication no. 25, 1998.

## ANNEX II



European Union  
Community Plant Variety Office

### TECHNICAL QUESTIONNAIRE

to be completed in connection with an application for Community Plant Variety Rights  
Please answer all questions. A question without any answer will lead to a non-attribution  
of an application date. In cases where a field / question is not applicable, please state so.

1. **Botanical taxon:** Name of the genus, species or sub-species to which the variety belongs and common name

1.1 Genus            *Prunus L.*

PRUNUS ROOTSTOCKS

1.2 Species (please specify)

2. **Applicant(s):** Name(s) and address(es), phone and fax number(s), Email address, and where appropriate name and address of the procedural representative

3. **Variety denomination**

a) Where appropriate proposal for a variety denomination:

b) Provisional designation (breeder's reference):



**4. Information on origin, maintenance and reproduction of the variety**

**4.1 Origin**

- (a) Seedling of unknown parentage.....[ ]
- (b) Produced by controlled pollination
  - (a) Seed bearing parent .....[ ]
  - (b) Pollen parent.....[ ]
- (c) Produced by open pollination of :.....[ ]
- (d) Mutation or sport from.....[ ]
- (e) Discovery (indicate where and when) .....[ ]

**4.2 In vitro propagation**

The plant material has been obtained by *in vitro* propagation

[ ] YES                      [ ] NO

**4.3 Other type of multiplication**

Seed, leaf, cutting, hardwood cutting, layer.....[ ]

**4.4 Virus status**

The variety is :

- (i) virus free (indicate viruses) .....[ ]
- (ii) virus tested (indicate against which virus) .....[ ]
- (iii) the virus status is unknown.....[ ]

**4.5 Other information on genetic origin and breeding method**

**4.6 Geographical origin of the variety:** the region and the country in which the variety was bred or discovered and developed

**5. Characteristics of the variety to be indicated** (the number in brackets refers to the corresponding characteristic in the CPVO Protocol; please mark the state of expression which best corresponds).

	<b>Characteristics</b>	<b>Example varieties</b>	<b>Note</b>
<b>5.1</b>	<b>Plant: vigour</b>		
<b>(1)</b>	weak	Edabriz, Ferlenain	3 [ ]
	medium	Brokforest, GM 61/1	5 [ ]
	strong	Alkavo, F 12/1	7 [ ]

Characteristics		Example varieties	Note
<b>5.2</b> <b>(15)</b>	<b>Leaf blade: length</b>		
	very short	Myrobalan B	1 [ ]
	short	Edabriz, Weito T6	3 [ ]
	medium	Piku 1	5 [ ]
	long	F 12/1	7 [ ]
	very long	GF 677	9 [ ]
<b>5.3</b> <b>(18)</b>	<b>Leaf blade: shape</b>		
	narrow elliptic	GF 677	1 [ ]
	elliptic	Colt, Fereley, Pixy	2 [ ]
	circular	Adara, SL 64	3 [ ]
	ovate	Edabriz, Gisela 5	4 [ ]
	obovate		5 [ ]
<b>5.4</b> <b>(39)</b>	<b>Plant: flowers</b>		
	absent	Brokforest	1 [ ]
	present	Colt	9 [ ]
<b>6. Similar varieties and differences from these varieties:</b>			
Denomination of similar variety	Characteristic in which the similar variety is different <sup>1)</sup>	State of expression of similar variety	State of expression of candidate variety
<p><sup>1)</sup> In the case of identical states of expressions of both varieties, please indicate the size of the difference</p>			

**7. Additional information which may help to distinguish the variety**

A representative printed-out colour photo of the variety **must** be added to the Technical Questionnaire.

**7.1 Resistance to pests and diseases**

**7.2 Utilisation as rootstock for**

<i>P. armeniaca</i> L.	1 [ ]
<i>P. avium</i> (L.) L.	2 [ ]
<i>P. cerasifera</i> Ehrh.	3 [ ]
<i>P. cerasus</i> L.	4 [ ]
<i>P. domestica</i> L.	5 [ ]
<i>P. dulcis</i> (Mill.) D.A. Webb ( <i>P. amygdalus</i> Batsch)	6 [ ]
<i>P. mahaleb</i> L.	7 [ ]
<i>P. persica</i> (L.) Batsch	8 [ ]
<i>P. salicina</i> Lindl.	9 [ ]
Other species (please specify)	10 [ ]

**7.3 Special conditions for the examination of the variety**

[ ] YES, please specify

[ ] NO

**7.4 Other information**

YES, please specify

NO

**8. GMO-information required**

The variety represents a Genetically Modified Organism within the meaning of Article 2(2) of Council Directive EC/2001/18 EC of 12/03/2001.

YES  NO

If yes, please add a copy of the written attestation of the responsible authorities stating that a technical examination of the variety under Articles 55 and 56 of the Basic Regulation does not pose risks to the environment according to the norms of the above-mentioned Directive.

**9. Information on plant material to be examined**

**9.1** The expression of a characteristic or several characteristics of a variety may be affected by factors, such as pests and disease, chemical treatment (e.g. growth retardants or pesticides), effects of tissue culture, different rootstocks, scions taken from different growth phases of a tree, etc.

**9.2** The plant material should not have undergone any treatment which would affect the expression of the characteristics of the variety, unless the competent authorities allow or request such treatment. If the plant material has undergone such treatment, full details of the treatment must be given. In this respect, please indicate below, to the best of your knowledge, if the plant material to be examined has been subjected to:

- |   |                              |                             |
|---|------------------------------|-----------------------------|
| (a) Microorganisms (e.g. virus, bacteria, phytoplasma)      | <input type="checkbox"/> Yes | <input type="checkbox"/> No |
| (b) Chemical treatment (e.g. growth retardant or pesticide) | <input type="checkbox"/> Yes | <input type="checkbox"/> No |
| (c) Tissue culture  | <input type="checkbox"/> Yes | <input type="checkbox"/> No |
| (d) Other factors   | <input type="checkbox"/> Yes | <input type="checkbox"/> No |

Please provide details of where you have indicated "Yes":

I/we hereby declare that to the best of my/our knowledge the information given in this form is complete and correct.

Date

Signature

Name

[End of document]